

Minimal Conflicting Sets for the Consecutive Ones Property in ancestral genome reconstruction

Cedric Chauve¹, Utz-Uwe Haus², Tamon Stephen¹, and Vivija P. You^{1*}

¹ Department of Mathematics, Simon Fraser University, Burnaby (BC), Canada
[cedric.chauve,tamon,vpy]@sfu.ca

² Institute for Mathematical Optimization, University of Magdeburg, Germany
haus@imo.math.uni-magdeburg.de

Abstract. A binary matrix has the Consecutive Ones Property (C1P) if its columns can be ordered in such a way that all 1's on each row are consecutive. A *Minimal Conflicting Set* is a set of rows that does not have the C1P, but every proper subset has the C1P. Such submatrices have been considered in comparative genomics applications, but very little is known about their combinatorial structure and efficient algorithms to compute them. We first describe an algorithm that detects rows that belong to Minimal Conflicting Sets. This algorithm has a polynomial time complexity when the number of 1s in each row of the considered matrix is bounded by a constant. Next, we show that the problem of computing all Minimal Conflicting Sets can be reduced to the joint generation of all minimal true clauses and maximal false clauses for some monotone boolean function. We use these methods on simulated data related to ancestral genome reconstruction to show that computing Minimal Conflicting Set is useful in discriminating between true positive and false positive ancestral synteny. We also study a dataset of yeast genomes and address the reliability of an ancestral genome proposal of the *Saccharomycetaceae* yeasts.

Draft, do not distribute. Version of December 21, 2009.

1 Introduction

A binary matrix M has the Consecutive Ones Property (C1P) if its columns can be ordered in such a way that all 1's on each row are consecutive. Algorithmic questions related to the C1P for binary matrices are central in genomics, for problems such as physical mapping [2, 9, 22] and ancestral genome reconstruction (see [1, 7, 23, 26] for recent references). Here we are interested in the problem of inferring the architecture of an ancestral genome from the comparison of extant genomes (due to DNA decay, for example, such genomes cannot be sequenced directly). Note however that our results are of interest for physical mapping too. Briefly, when inferring an ancestral genome architecture from the comparison of extant genomes, it is common to represent partial information about the ancestral genome G as a binary matrix M : columns represent genomic markers that are believed to have been present in G , rows of M represent groups of markers that are believed to be co-localized in G , and the goal is to infer the order of the markers on the chromosomes of G . Such ordering of the markers define chromosomal segments called Contiguous Ancestral Regions (CARs).

* Current address: Department of Mathematics, WestVirginia University, USA, vpy@math.wvu.edu

If the matrix M contains only correct information (i.e. groups of markers that were co-localized in the ancestral genome of interest), then it has the C1P, which can be decided in linear-time and space [5, 17, 20, 24, 25]. However, with most real datasets, M contains errors. These can be either incorrect columns, that represent genomic markers that were not present in G , or incorrect rows, that represent groups of markers that were not co-localized in G^3 . A fundamental question is then to detect such errors in order to correct M , and the classical approach to handle these (unknown) errors rely on combinatorial optimization, asking for an optimal transformation of M into a matrix that has the C1P, for some notion of transformation of a matrix linked to the expected errors; for example, if incorrect markers (resp. groups of co-localized genes) are expected, one could ask for a maximal subset of columns (resp. rows) of M that has the C1P. In both cases, such combinatorial optimization problems are intractable (see [10, 11] for recent surveys).

In the present work, we assume the following situation: M is a binary matrix that represents information about an unknown ancestral genome G and does not have the C1P due to erroneous rows, from now called *false positives*. The notion of *Minimal Conflicting Set* was introduced to handle non-C1P binary matrices and false positives in [3] and [28]. If a binary matrix M does not have the C1P, a *Minimal Conflicting Set* (MCS) is a submatrix M' of M composed of a subset of the rows of M such that M' does not have the C1P, but every proper subset of rows of M' has the C1P. The Conflicting Index (CI) of a row of M is the number of MCS it belongs to. Hence, MCS can be seen as the smallest structures that prevent a matrix from having the C1P. It is then natural to expect that false positive belong to MCS, and that every MCS contains at least one false positive. In [3], an extreme approach was followed in handling non-C1P matrices: all rows belonging to at least one MCS were discarded from M , which can consequently discard also a large number of true positives. In [28], rows were ranked according to their CI (or more precisely an approximation of their CI) before being processed by a branch-and-bound algorithm to extract a maximal subset of rows of M that has the C1P. These two approaches raise natural algorithmic questions related to MCS that we address here:

- For a row r of M , is the CI of r greater than 0?
- Can we compute the CI of all rows r of M or enumerate all MCS of M ?

Our work is motivated by the fact that the fundamental question is to detect the false positives rows in M rather than extracting a maximal C1P submatrix. We investigate here, using both simulations and real data, the following question: does a false positive row have some characteristic properties in terms of MCS or CI? This question naturally extends to the notion of *Maximal C1P Sets* (MC1PS), the dual notion of MCS, that represent sets of row that do have the C1P but can not be extended while maintaining this property.

After some preliminaries on the C1P, MCS and MC1PS (Section 2), we attack two problems. First, in Section 3, we consider the problem of deciding if a given row of a binary matrix M belongs to at least one MCS. We show that, when all rows of a matrix are constrained to have a bounded number of 1's, deciding if the CI of a row of a matrix is greater than 0 can be done in polynomial

³ Note however that this classification of possible errors is somewhat simplified (see [14] for a more detailed discussion regarding errors in physical mapping).

time. The constraint on the number of 1's per row is motivated by real applications: in [23] for example, adjacencies, that is rows with two 1s per row, were considered for the reconstruction of an ancestral mammalian genome. Next, in Section 4, we attack the problem of generating all MCS or MC1PS for a binary matrix M . We show that this problem can be approached as a joint generation problem of minimal true clauses and maximal false clauses for monotone boolean functions. This can be done in quasi-polynomial time thanks to an oracle-based algorithm for the dualization of monotone boolean functions [12, 13, 16]. We implemented this algorithm [18] and applied it on simulated and real data (Section 5). Application on simulated data suggest that the computing all conflicting sets and the conflicting index of all rows of a binary matrix is useful to discriminate between true positive and false positive ancestral syntenies. We also study a real dataset of yeast genomes and address the reliability of an ancestral genome proposal of the *Saccharomycetaceae* yeasts. We conclude by discussing several open problems.

2 Preliminaries

We briefly review here ancestral genome reconstruction and known algorithmic results related to Minimal Conflicting Sets and Maximal C1P Sets.

2.1 The Consecutive Ones Property, Minimal Conflicting Sets, Maximal C1P Sets

Let M be a binary matrix with m rows and n columns, with e entries 1. We denote by r_1, \dots, r_m the rows of M and c_1, \dots, c_n its columns. We assume that M does not have two identical rows, nor two identical columns, nor a row with less than two entries 1 or a column with no entry 1. We denote by $\Delta(M)$ the maximum number of entries 1 found in a single row of M , called the *degree* of M . In the following, we sometimes identify a row of M with the set of columns where it has entries 1, and a set of rows with the matrix defined by the submatrix of M containing exactly these rows.

Definition 1. A Minimal Conflicting Set (MCS) is a set R of rows of M that does not have the C1P but such that every proper subset of R has the C1P. The *Conflicting Index* (CI) of a row r_i of M is the number of MCS that contain r_i . A row r_i of M that belongs to at least one conflicting set is said to be a *conflicting row*. The *Conflicting Ratio* (CR) of a row r_i of M is the ratio between the CI of r_i and the number of MCS that M contains.

Definition 2. A Maximal C1P Set (MC1PS) is a set R of rows of M that has the C1P and such that adding any additional row from M to it results in a set of rows that does not have the C1P. The *MC1PS Index* (C1PI) of a row r_i of M is the number of MC1PS that contain r_i . The *MC1PS Ratio* (C1PR) of a row r_i of M is the ratio between the C1PI of r_i and the number of MC1PS that M contains.

For a subset $I = \{i_1, \dots, i_k\}$ of $[n]$, we denote by R_I the set $\{r_{i_1}, \dots, r_{i_k}\}$ of rows of M . If R_I is an MCS (resp. MC1PS), we then say that I is an MCS (resp. MC1PS).

2.2 Ancestral genome reconstruction

The present work is motivated by the problem of inferring an ancestral genome architecture given a set of extant genomes. An approach to this problem, described in [7], consists in defining an alphabet of genomic markers that are believed to appear uniquely in the extinct ancestral genome. An *ancestral synteney* is a set of markers that are believed to have been consecutive along a chromosome of the ancestor. A set of ancestral syntenies can then be represented by a binary matrix M : columns represent markers and the 1 entries of a given row define an ancestral synteney. If all ancestral syntenies are true positives (i.e. represent sets of markers that were consecutive in the ancestor), then M has the C1P and defines a set of *Contiguous Ancestral Regions* (CARs), see [7, 23]. Otherwise, some ancestral syntenies are false positives that create MCS and the key problem is to detect and discard them.

Note however that we do not assume that any false positive creates an MCS; indeed it is possible that a false positive row contains two entries 1 corresponding to two markers that are extremities of two real ancestral chromosomes, and then this false positive would create a chimeric ancestral chromosome. Such false positives have to be detected using techniques other than the ones we describe in the present work, as there is no combinatorial signal to detect them based on the Consecutive Ones Property.

In the framework described in [7] (that was also used in [1, 23, 28]), ancestral syntenies are defined as common intervals (markers consist of two genome segments having the same content, see [4]) of a pair of genomes whose evolutionary path goes through the desired ancestor. As ancestral syntenies are detected by mining common intervals in pairs of genomes, it is then easy to control the degree of the resulting matrix by restricting the comparison to common intervals of bounded size, such as adjacencies (ancestral syntenies of size 2), which is fundamental for the result we describe in Section 3.

Also, it is common to weight the rows of M with a measure of confidence in its quality, for example based on the distribution of a group of co-localized markers among the considered extant genomes [7, 23], and we can expect that false positives have a lower score in general than true positives. However, the concepts of MCS and MC1PS are independent of this weighting and we do not consider it here from a theoretical point of view, although we do consider it in our experiments on real data.

2.3 Preliminary algorithmic results on MCS and MC1PS

In the case where each row of M has exactly two entries 1, M naturally defines a graph G_M with vertex set $\{c_1, \dots, c_n\}$ and where there is an edge between c_i and c_j if and only if there is a row with entries 1 in columns c_i and c_j . The following property is then obvious.

Property 1. If $\Delta(M) = 2$, a set of rows R of M is an MCS if and only if the subgraph induced by the corresponding edges is a star with four vertices (also called a *claw*) or a cycle.

This property implies immediately that both the number of MCS and the number of MC1P can be exponential in n . Also, combined with the fact that counting the number of cycles that contain a given edge in an arbitrary graph is #P-hard [30], this leads to the following result.

Theorem 1. *The problem of computing the Conflicting Index of a row in a binary matrix is #P-hard.*

Given a set of p rows R of M , deciding whether these rows form an MCS can be achieved in polynomial time by testing (1) whether they form a matrix that does not have the C1P and, (2) whether every maximal proper subset of R (obtained by removing exactly one row) forms a matrix that has the C1P. This requires only $p+1$ C1P tests and can then be done in time $O(p(n+p+e))$, using an efficient algorithm for testing the C1P [24].

The problem of generating one MCS is not hard and can be achieved in polynomial time by the following simple greedy algorithm:

1. let $R = \{r_1, \dots, r_m\}$ be the complete set of rows of M ;
2. for i from 1 to m , if removing r_i from R results in a set of rows that has the C1P then keep r_i in R , otherwise remove r_i from R ;
3. the subset of rows R obtained at the end of this loop is then an MCS.

Given M and a list $C = \{R_1, \dots, R_k\}$ of known MCS, the *sequential generation problem* $Gen_{MCS}(M, C)$ is the following: decide if C contains all MCS of M and, if not, compute one MCS that does not belong to C . Using the obvious property that, if R_i and R_j are two MCS then neither $R_i \subset R_j$ nor $R_j \subset R_i$, Stoye and Wittler [28] proposed the following backtracking algorithm for $Gen_{MCS}(M, C)$:

1. Let M' be defined by removing from M at least one row from each R_i in C by recursing on the elements of C .
2. If M' does not have the C1P then compute an MCS of M' and add it to C , else backtrack to step 1 using another set of rows to remove such that each $R_i \in C$ contains at least one of these rows.

This algorithm can require time $\Omega(n^k)$ to terminate, which, as k can be exponential in n , can be superexponential in n . As far as we know, this is the only previously proposed algorithm to compute all MCS.

Remark 1. The algorithms to decide if a set of rows is an MCS, compute an MCS or compute all MCS can be transformed in a straightforward way to answer the same questions for MC1PS, with similar complexity. The analogue of Property 1 for MC1PS in matrices of degree 2 is that a MC1P is a maximal set of paths: adding an edge creates a claw or a cycle. We are not aware of any result on counting or enumerating maximal sets of paths.

In summary, the number of MCS or MC1PS can be exponential, and there is no known efficient algorithm to decide, in general, if a given row belongs to some MCS. In the next section we show that there is an efficient algorithm if $\Delta(M)$ is fixed.

3 Deciding if a row is a conflicting row.

We now describe our first result, an algorithm to decide if a row of M is a conflicting row (i.e. has a CI greater than 0). Detecting non-conflicting rows is important, for example to speed-up algorithms that compute an optimal C1P subset of rows of M , or in generating all MCS. Our algorithm has a complexity that is exponential in $\Delta(M)$. It is based on a combinatorial characterization of non-C1P matrices due to Tucker [29].

Tucker patterns. The class of C1P matrices is closed under column and row deletion. Hence there exists a characterization of matrices which do not have the C1P by forbidden minors. Tucker [29] characterizes these forbidden submatrices, called M_I , M_{II} , M_{III} , M_{IV} and M_V : if M is binary matrix that does not have the C1P, then it contains at least one of these matrices as a submatrix. We call these forbidden matrices the *Tucker patterns*. Patterns M_{IV} and M_V each have 4 rows and respectively 6 and 5 columns, while M_I, M_{II}, M_{III} are $(q+2)$ by $(q+2)$, $(q+3)$ by $(q+3)$ and $(q+2)$ by $(q+3)$ respectively for a parameter $q \geq 1$. When $q = 1$, pattern M_I corresponds to cycle and pattern M_{III} corresponds to the claw. The patterns are described in the Appendix.

Bounded patterns. Let P be a set of p rows R of M , that defines a $p \times n$ binary matrix. P is said to *contain exactly* a Tucker pattern M_X if a subset of its columns defines a matrix equal to pattern M_X . The following properties are straightforward from the definitions of Tucker patterns and MCS:

Property 2. (1) A set P of rows of M is an MCS if and only if P contains exactly a Tucker pattern and no proper subset of rows of P does contain exactly a Tucker pattern.
(2) If a subset of p rows of M contains exactly a Tucker pattern M_{II} , M_{III} , M_{IV} or M_V , then $4 \leq p \leq \max(4, \Delta(M) + 1)$.

If a row r_i satisfies the conditions of Property 2.(1) for a Tucker pattern M_X , we say that r_i belongs to an MCS *due to pattern* M_X . Tucker patterns with at most $\Delta(M) + 1$ rows are said to be *bounded*. Property 2 leads to the following results.

Proposition 1. *Let M be a binary matrix that does not have the C1P, and r_i a row of M . Deciding if r_i belongs to an MCS due to a Tucker pattern of p rows can be done in $O(m^{p-1}p(n+p+e))$ worst-case time.*

Proof. The following brute-force algorithm decides if r_i belongs to an MCS due to a Tucker pattern of p rows.

- Examine all sets of p rows of M that contain r_i .
- For a given set of rows, if it does not have the C1P but every proper subset does have the C1P, then r_i belongs to an MCS due to a Tucker pattern of p rows.
- If no such set satisfies this property, then r_i does not belong to any MCS due to a Tucker pattern of p rows.

The complexity can be explained as follows: there are $O(m^{\max(3,p-1)})$ subsets of the m rows of M to consider. For each such set, we need to perform at most $p + 1$ C1P tests, and each such test can be performed in $O(n + p + e)$ worst-case time. \square

The following corollary follows immediately from Property 2.(2).

Corollary 1. *Let M be a binary matrix that does not have the C1P, and r_i a row of M . Deciding if r_i belongs to an MCS due to a bounded Tucker pattern can be done in $O(m^{\max(3,\Delta(M))} \Delta(M)(n + \Delta(M) + e))$ worst-case time.*

Unbounded patterns. We now describe how to decide if a row r_i of M belongs to an MCS due to an unbounded Tucker pattern. From Property 2.(2), this Tucker pattern can only be a pattern M_I with at least $\Delta(M) + 2$ rows. The key idea is that Tucker pattern M_I describes a cycle in a bipartite graph encoded by M .

Let B_M be the bipartite graph defined by M as follows: vertices are rows and columns of M , and every entry 1 in M defines an edge. Pattern M_I with p rows corresponds to a cycle of length $2p$ in B_M . Hence, if R contains M_I with p -row, the subgraph of B_M induced by R contains such a cycle and possibly other edges.

Let $C = (r_{i_1}, c_{j_1}, \dots, r_{i_p}, c_{j_p})$ be a cycle in B_M . We say that a vertex r_{i_q} belonging to C is *blocked* in C if there exists a vertex c_j such $M_{i_q,j} = 1$, $M_{i_{q-1},j} = 1$ (resp. $M_{i_p,j} = 1$ if $q = 1$) and $M_{i_{q+1},j} = 1$ (resp. $M_{1,j} = 1$ if $q = p$). In other words, replacing the path between $r_{i_{q-1}}$ and $r_{i_{q+1}}$ going through r_{i_q} in C by the edges $\{r_{i_{q-1}}, c_j\}$ and $\{r_{i_{q+1}}, c_j\}$ gives a shorter cycle that does not contain r_{i_q} .

Proposition 2. *Let M be a binary matrix that does not have the C1P and r_i be a row of M that does not belong to any MCS due to a bounded Tucker pattern. Then r_i belongs to an MCS if and only if r_i belongs to a cycle $C = (r_{i_1}, c_{j_1}, \dots, r_{i_p}, c_{j_p})$ in B_M , with $p \geq \Delta(M) + 2$, and r_i is not blocked in C .*

Proof. If r_i belongs to an MCS but not due to a bounded Tucker pattern, then, according to Property 2.(2), it is due to pattern M_I defined on p rows of M containing r_i . So r_i belongs to a cycle C defined by this pattern M_I . However, if r_i is blocked in C , then, removing the row r_i and its adjacent edges still leaves a cycle in the subgraph of B_M induced by the remaining vertices, which contradicts the fact that the initial p rows form an MCS.

Now, assume that r_i belongs to a cycle $C = (r_{i_1}, c_{j_1}, \dots, r_{i_p}, c_{j_p})$ in B_M and r_i is not blocked in C . We want to show that r_i belongs to an MCS. Assume moreover that C is minimal in the following sense: there is no smaller cycle in B_M containing r_i unblocked.

- The set $P = \{r_{i_1}, \dots, r_{i_p}\}$ of rows obviously does not have the C1P, because it contains (exactly) the Tucker pattern M_I .
- We now want to show that removing any row from this gives a matrix that has the C1P. Let r_{i_j} be a row belonging to C . Assume that removing r_{i_j} and the adjacent edges results in a matrix with $p - 1$ rows that does not have the C1P, and then contains an MCS. If r_i belongs to this MCS, then it is due to a Tucker pattern M_I , as by hypothesis it does not belong to an MCS due

to a bounded Tucker pattern. This then contradicts the minimality assumption on the cycle C . Now assume that r_i does not belong to this MCS, which is then included in a set Q of $q = p - 2$ or $q = p - 1$ (if $r_i = r_{i_j}$) rows. A *chord* in the cycle C is a set of two edges (r, c) and (r', c) such that r and r' belong to C but are not consecutive row vertices in this cycle. We claim that the definition of Tucker patterns implies that there always exist a column in M that did not belong to C and that defines a chord in C between two rows of Q . This again contradicts the minimality assumption on the cycle C . Hence, by contradiction, we have that removing r_{i_j} and the adjacent edges results in a matrix that has the C1P.

□

The algorithm. To decide whether r_i belongs to an MCS, we can then (1) decide whether it belongs to an MCS due to a bounded pattern, as described in Corollary 1, and then, if this is not the case, (2) check whether r_i belongs to an MCS due to an unbounded pattern. For this second case, we only need to find a cycle where r_i is not blocked. This can be done in polynomial time by considering all pairs of possible rows r_{i_1} and r_{i_2} that each have an entry 1 in a column where r_i has an entry 1 (there are at most $O(m^2)$ such pairs of rows), exclude the cases where the three rows r_i , r_{i_1} and r_{i_2} have an entry 1 in the same column, and then check if there is a path in B_M between r_{i_1} and r_{i_2} that does not visit r_i . This leads to the main result of this section.

Theorem 2. *Let M be an $m \times n$ binary matrix that does not have the C1P, and r_i be a row of M . Deciding if r_i belongs to at least one MCS can be done in $O(m^{\max(3, \Delta(M))} \Delta(M)(n + \Delta(M) + e))$ time.*

4 Generating all MCS and MC1PS using Monotone Boolean Functions

In this section, we describe an algorithm that enumerates all MCS and MC1PS of a binary matrix M simultaneously in quasi-polynomial time. The key point is to describe this generation problem as a joint generation problem for monotone boolean functions.

Let $[m] = \{1, 2, \dots, m\}$. For a set $I = \{i_1, \dots, i_k\} \subseteq [m]$, we denote by X_I the boolean vector (x_1, \dots, x_m) such that $x_j = 1$ if and only if $i_j \in I$.

Definition 3. A boolean function $f : \{0, 1\}^m \rightarrow \{0, 1\}$ is said to be *monotone* if for every $I, J \subseteq [m]$, $I \subseteq J \Rightarrow f(X_I) \leq f(X_J)$.

Definition 4. Given a boolean function f , a boolean vector X is said to be a *Minimal True Clause* (MTC) if $f(X_I) = 1$ and $f(X_J) = 0$ for every $J \subset I$. Symmetrically, X_I is said to be a *Maximal False Clause* (MFC) if $f(X_I) = 0$ and $f(X_J) = 1$ for every $I \subset J$. We denote by $MTC(f)$ (resp. $MFC(f)$) the set of all MTC (resp. MFC) of f .

For a given $m \times n$ binary matrix M , let $f_M : \{0, 1\}^m \rightarrow \{0, 1\}$ be the boolean function defined by $f_M(X_I) = 1$ if and only if R_I does not have the C1P, where $I \subseteq [m]$. This boolean function is obviously monotone and the following proposition is immediate.

Proposition 3. *Let $I = \{i_1, \dots, i_k\} \subseteq [m]$. R_I is an MCS (resp. MC1PS) of M if and only if X_I is an MTC (resp. MFC) for f_M .*

It follows from Proposition 3 that generating all MCS reduces to generating all MTC for a monotone boolean function. This very general problem has been the subject of intense research, and we describe briefly below some important properties.

Theorem 3. [16] *Let $C = \{X_1, \dots, X_k\}$ be a set of MTC (resp. MFC) of a monotone boolean function f . The problem of deciding if C contains all MTC (resp. MFC) of f is coNP-complete.*

Theorem 4. [15] *The problem of generating all MTC of a monotone boolean function f using an oracle to evaluate this function can require up to $|MTC(f) + MFC(f)|$ calls to this oracle.*

This property suggests that, in general, to generate all MTC, it is necessary to generate all MFC, and vice-versa. For example, the algorithm of Stoye and Wittler [28] described in Section 2 is a satisfiability oracle based algorithm – it uses a polynomial-time oracle to decide if a given submatrix has the C1P, but it doesn’t use this structure any further. Once it has found the complete list C of MCS, it will proceed to check all MC1PS sets as candidate conflicting sets before terminating. Since this does not keep the MC1PS sets explicitly, but instead uses backtracking, it may generate the same candidates repeatedly resulting in a substantial duplication of effort. In fact, this algorithm can easily be modified to produce *any* monotone boolean function given by a truth oracle.

One of the major results on generating MTC for monotone boolean functions, is due to Fredman and Khachiyan. It states that generating both sets together can be achieved in time quasipolynomial in the number of MTC plus the number of MFC.

Theorem 5. [13] *Let $f : \{0, 1\}^m \rightarrow \{0, 1\}$ be a monotone boolean function whose value at any point $x \in \{0, 1\}^m$ can be determined in time t , and let C and D be respectively the sets of the MTC and MFC of f . Given two subsets $C' \subseteq C$ and $D' \subseteq D$ of total size $s = |C'| + |D'|$, deciding if $C \cup D = C' \cup D'$, and if $C \cup D \neq C' \cup D'$ finding an element in $(C \setminus C') \cup (D \setminus D')$ can be done in time $O(m(m + t) + s^{O(\log s)})$.*

The key element to achieve this result is an algorithm that tests if two monotone boolean functions are duals of each other (see [12] for a recent survey on this topic). As a consequence, we can then use the algorithm of Fredman and Khachiyan to generate all MCS and MC1PS in quasipolynomial time.

5 Experimental results

We present here results obtained on simulated and real datasets using the `cl-jointgen` implementation (release 2008-12-01) of the joint generation method which is publicly available [18] with an oracle to test the C1P property based on the algorithm described in [24].

5.1 Simulated data

We generated several simulated datasets of ancestral syntenies as follows:

- We started from an ancestral unichromosomal genome G composed of 40 genomic markers, labeled from 1 to 40 and ordered increasingly along this chromosome (i.e. it is represented by the identity permutation on $\{1, \dots, 40\}$).
- From this ancestor, we extracted 39 true positive ancestral syntenies, labeled a_1, \dots, a_{39} , in such a way that a_i is an interval of G starting at marker i and of length chosen uniformly in the set $\{2, \dots, d\}$, where d is a parameter of the dataset corresponding to the maximum degree of the generated matrix. We considered the value $d = 2, 3, 4, 5$.
- Finally, we added 6 false positive ancestral syntenies, defined as sets of markers containing between $2 \leq c \leq d$ markers and spanning an interval of G of at most g markers (hence the gaps in this false positive contain $g - c$ markers), where g is a parameter of the dataset. We considered the values $g = 2, 5, 10$.
- To simulate the fact that, in general, if ancestral syntenies are weighted according to their conservation in extant species, false positives have a lesser weight than true positives, we weighted false positives by 0.5 and true positives by 1.0.
- For each pair of parameters (d, g) , we generated 10 datasets.

This generation method was designed to simulate moderately large datasets that resemble real datasets. For most of the 120 datasets, the generation of all MCS and MC1PS could be completed within three hours of computation, but for 13 of them (one for $(d, g) = (3, 5)$, three for $(4, 5)$, one for $(5, 5)$, four for $(3, 10)$, three for $(4, 10)$ and two for $(5, 10)$) that were stopped if the computations were not completed after three hours. These unfinished datasets were discarded when computing the statistics described below.

Table 1 presents a summary of the number of MCS and MC1PS observed in all the completed datasets; for computations that had to be interrupted, similar results are observed from the partial information contained in the log files. We can first observe the number of MC1PS is much larger than the number of MCS. The second important observation is a general trend towards increasing the number of MCS when either d or g increases, which can be explained by the more intricate combinatorial structure of sets of ancestral syntenies. Indeed, for example, with $d = 2$ and $g = 2$, MCS are easy to find and count, as cycles in the corresponding bipartite graph are short and are relatively easy to find, even using brute-force approach. With larger values of g , cycles length increase and overlapping cycles appear more frequently, which results in more MCS. Although it seems natural that increasing the value of d results in more MCS understanding more precisely the impact of increasing d requires a better understanding of the combinatorial structure of MCS with matrices of degree larger than 2 (see [31] for the case $d = 3$). Regarding MC1PS, we notice that increasing g results also in an increase of the number of MC1PS, but we also notice that when d attains the value 5, there seems to be a decrease of the number of MC1PS. A possible explanation is that, with such degree, constraints on sets of rows that have the C1P increase as a given row can now overlaps a large number of other rows, which reduces the number of MC1PS containing such

rows. Generally, the impact of the degree on MC1PS deserves further theoretical or experimental investigations.

(d, g)	Min. Number of MCS	Max. Number of MCS	Average Number of MCS	Min. Number of MC1PS	Max. Number of MC1PS	Average Number of MC1PS
(2,2)	17	25	21.4	464	3120	1393.2
(3,2)	27	51	38.8	492	4800	2701.4
(4,2)	42	84	59.1	756	11286	2861.8
(5,2)	68	137	93.3	160	10320	2757.2
(2,5)	16	29	22.4	1360	10800	4927.9
(3,5)	31	106	58.1	624	10395	5431.9
(4,5)	65	176	107.7	1612	11934	6366.9
(5,5)	75	356	154.8	1785	9420	3898.3
(2,10)	22	46	32.4	601	16954	5796.8
(3,10)	72	133	94.3	3876	16030	10995.8
(4,10)	101	583	265.3	1434	23474	13278.3
(5,10)	263	487	310.9	5432	12362	8909.5
all values	16	583	96.7	160	23474	5312.5

Table 1. Statistics on the number of MCS and MC1PS in all completed datasets.

For each dataset, and each ancestral synteny, we also computed two statistics, the Conflicting Ratio (CR) and the MC1PS Ratio (C1PR). For every row, we also computed its *MCS rank* and *MC1PS rank*, defined as follows: the MCS (resp. MC1PS) rank of a row of M is its rank when rows are ordered by increasing CR (resp. increasing C1PR). Table 2 presents a summary of these statistics. We can notice that, in general, MCS seem to discriminate slightly better between false positives and true positives in terms of ratio: the average difference between the CR of a false positive and of a true positive is slightly larger than the average difference of the C1PR. The difference between the rankings is more strongly in favor of MCS: on average, a false positive is more likely to have a MCS rank close to the maximum rank than to have a low MC1PS rank. The conclusion we can draw from these average results is that the CR and MCS rank seem to better discriminate false positive from true positives⁴. Considering the weights of the rows to weight MCS and C1PS does not change significantly this conclusion (results not shown).

Confirming the conclusions from Table 2, we can observe in Figures 1 and 2, the following facts.

- The conflicting ratio (CR) discriminates effectively between false positives and true positives. For example conserving all syntenies that have a CR at least 0.14 results in discarding 80% of FP while still keeping 83% of TP.
- The MC1PS ratio (C1PR) does not discriminate as effectively between false positives and true positives.

⁴ The opposite conclusion was stated in the preliminary version of this paper [6], due to an experimental error.

Dataset	Average FP_CR	Average TP_CR	Average FP_C1PR	Average TP_C1PR	Average FP MCS rank	Average FP MC1PS rank
(2,2)	0.20	0.05	0.66	0.82	39.65	15.47
(3,2)	0.20	0.06	0.67	0.76	38.48	19.27
(4,2)	0.21	0.06	0.61	0.73	39.35	18.45
(5,2)	0.21	0.05	0.59	0.69	38.37	19.57
(2,5)	0.21	0.07	0.69	0.79	39.53	17.72
(3,5)	0.21	0.07	0.63	0.73	38.33	18.72
(4,5)	0.21	0.06	0.60	0.65	38.16	21.19
(5,5)	0.21	0.06	0.59	0.65	37.91	21.33
(2,10)	0.27	0.11	0.62	0.81	38.20	14.02
(3,10)	0.23	0.08	0.62	0.69	36.41	19.92
(4,10)	0.26	0.07	0.55	0.62	39.52	20.19
(5,10)	0.23	0.07	0.55	0.58	37.15	22.38

Table 2. Statistics on MCS and MC1PS on simulated datasets. FP_CR is the Conflicting Ratio for False Positives, TP_CR is for CR the True Positives, FP_MR is the MC1PS ratio for False Positives and TP_MR is the MR for True Positives.

It is also interesting to note that only 31% of true positives ancestral syntenies do not belong to any MCS. These suggests that, at least with these simulated data, a significant number of ancestral syntenies do not need to be considered when trying to detect false positives (as we expect rows with CI equal to 0 to be true positives in general), but also that a very large part of true positive show some conflicting signal despite the low ratio of false positives. This shows that the extreme approach of discarding all rows belonging to at least one MCS, suggested in [3], can result in discarding a very large number of true positives.

5.2 Application on yeasts real data

Next, we considered a real dataset, used to reconstruct an ancestral *Saccharomycetaceae* genome from unduplicated yeasts genomes (*S. kluyveri*, *K. thermotolerans*, *K. lactis*, *A. gossypii* and *Z. rouxii*), described in [8]. These genomes are represented with 1420 markers⁵, and a total of 3106 ancestral syntenies were computed, giving a binary matrix M with 3106 rows and 1420 columns. From this large matrix, five submatrices $\{M_1, \dots, M_5\}$ were extracted that contained all MCS (each matrix corresponds to an R-node of the PQR-tree associated to M , see [7, 24] for details). For these five matrices, the number m_i of rows and n_i of columns are the following: $m_1 = 12$, $n_1 = 8$, $m_2 = 200$, $n_2 = 104$, $m_3 = 262$, $n_3 = 126$, $m_4 = 801$, $n_4 = 348$, $m_5 = 1393$ and $n_5 = 652$. For matrices M_1 , M_2 and M_3 , the joint generation computation was completed within a few hours. For the larger matrices M_4 and M_5 , the computations were each interrupted after three days. We

⁵ The 1420 markers represent 710 syntenies blocks, each block being split into two markers corresponding to its two extremities and and represented by an ancestral syntenies of size 2 containing these two markers.

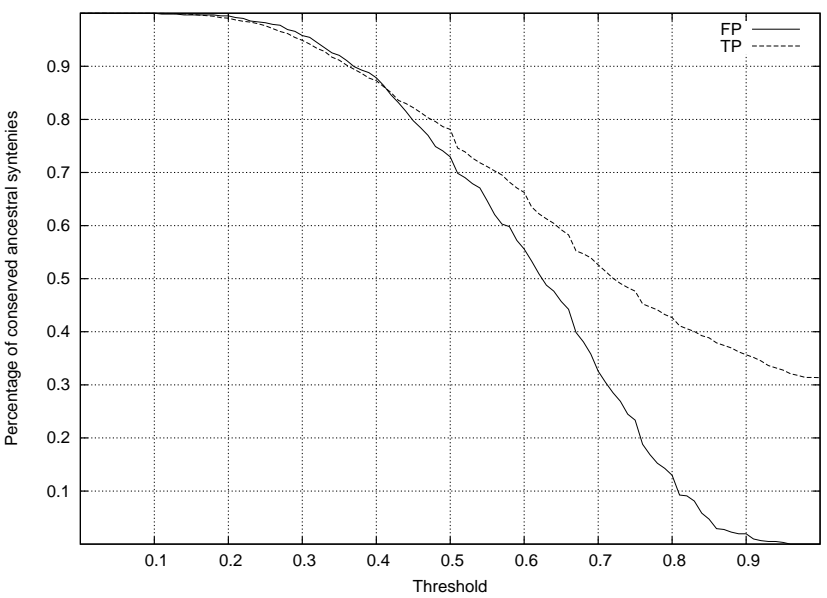


Fig. 1. Percentage of conserved ancestral syntenties (y-axis) given a minimal CIPR (Threshold, x-axis), for both false positives (FP) and true positives (TP) for simulated datasets.

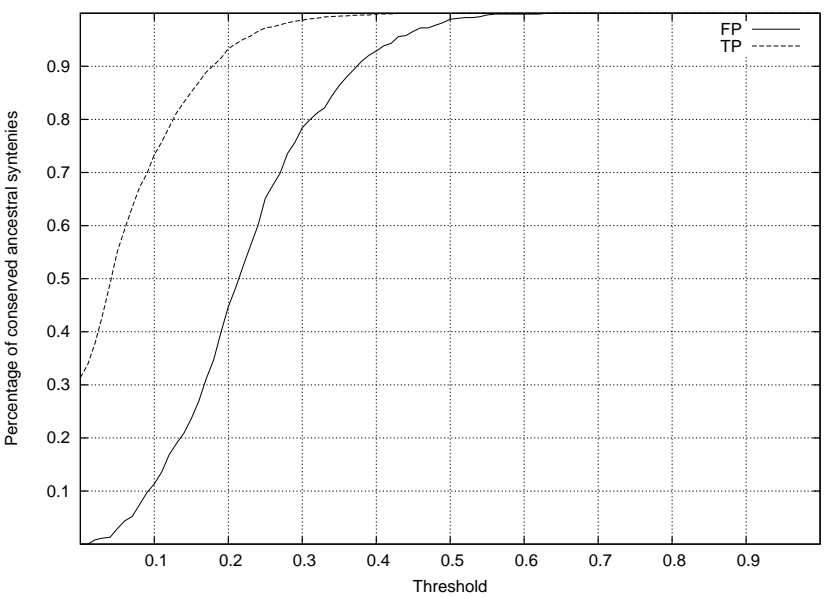


Fig. 2. Percentage of conserved ancestral syntenies (y-axis) given a maximal CIPR (Threshold, x-axis), for both false positives (FP) and true positives (TP) for simulated datasets.

first report in Table 3 the number of MCS and MC1PS detected⁶. We also show the number of ancestral syntenies that belong to all MC1PS, that we call *reliable ancestral syntenies*.

Matrix	Number of MCS	Number of MC1PS	Number of reliable ancestral syntenies
M_1	6	4	6
M_2	402	13	166
M_3	2214	90	199
M_4	1976*	483*	617*
M_5	1277*	883*	1291*

Table 3. Statistics on MCS and MC1PS on the yeasts dataset. Numbers marked by the symbol * correspond to partial results for interrupted computations.

We can observe that, unlike with simulated data, the number of MCS is larger than the number of MC1PS, a fact that is not related to the filtering of MC1PS. This could be explained by the fact that ancestral syntenies can be much larger here than in the simulated data (where they were of size at most 5) which can imply that a single false positive can create MCS with many different sets of true positive rows. The second important observation is that approximately 85% of all ancestral syntenies belong to all MC1PS (or at least, for M_4 and M_5 , all generated MC1PS) and can then be considered as reliable. This fact addresses a question that is raised in [8] about the reliability of ancestors computed from ancestral syntenies, as it shows that most ancestral syntenies are reliable, at least from a combinatorial optimization point of view. To refine this observation, we show in Figure 3 that most ancestral syntenies have a high C1PR and a low CR.

Finally, we selected the subset of ancestral syntenies with a CR at most 0.5 and a C1PR at least 0.5. This subset of ancestral syntenies does not have the C1P, but only three ancestral syntenies need to be discarded to obtain a C1P matrix, that defines a set of 13 CARs. In comparison, the set of all ancestral syntenies from M_1, \dots, M_5 required 12 ancestral syntenies to be discarded in order to have the C1P, leading to 9 CARs. This shows that most CARs obtained in [8] are supported if only ancestral syntenies with low CR and high C1PR are conserved.

6 Conclusion and perspectives

This paper describes preliminary theoretical and experimental results on Minimal Conflicting Sets and Maximal C1P Sets. In particular, we suggested that Tucker patterns are fundamental to understanding the combinatorics of MCS, and that the generation of all MCS is a hard problem, related to monotone boolean functions. From an experimental point of view it appears, at least on datasets of adjacencies, that MCS offer a better way to detect false positive ancestral syntenies than MC1PS. From a methodological point of view, it suggests that the joint generation framework provides a

⁶ For each matrix, we filtered the set of MC1PS to discard any set of rows that does not contain all ancestral syntenies corresponding to the syntenic blocks represented by the columns of this matrix.

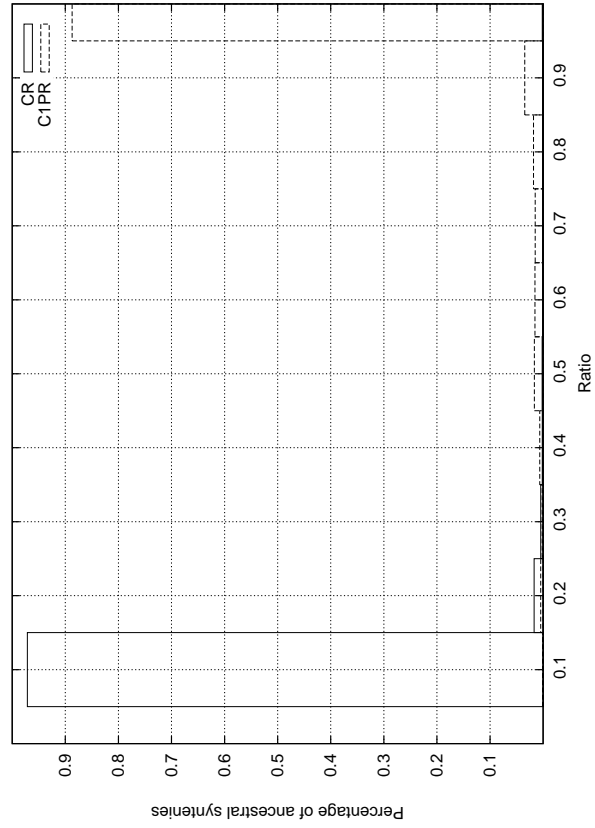


Fig. 3. Percentage of conserved ancestral syntenies (*y*-axis) with a given CR (resp. C1PR). Each bar represents the percentage of ancestral syntenies whose CR (resp. C1PR) is in an interval of length 0.1.

very general and flexible tool for handling the notion of minimal conflicting data in computational biology, as shown for example in [19]. This leaves several open problems to attack.

Detecting non-conflicting rows. The complexity of detecting rows of a matrix that do not belong to any MCS when rows can have an arbitrary number of entries 1 is still open. Solving this problem probably requires a better understanding of the combinatorial structure of MCS and Tucker patterns. Tucker patterns have also been considered in [10, Chapter 3], where polynomial time algorithms are given to compute a Tucker pattern of a given type for a matrix that does not have the C1P. Even if these algorithms can not obviously be modified to decide if a given row belongs to a given Tucker pattern, they provide useful insight on Tucker patterns.

It follows from the dual structure of monotone boolean functions that the question of whether a row belongs to any MCS is equivalent to the question of whether it belongs to any MC1PS. Indeed, for an arbitrary oracle-given function, testing if a variable appears in any MTC is as difficult as deciding if a list of MTC is complete. Consider an oracle-given f and a list of its MTC which define a (possibly different) function f' . We can build a new oracle function g with an additional variable x_0 , such that $g(x_0, x) = 1$ if and only if $x_0 = 0$ and $f'(x) = 1$ or $x_0 = 1$ and $f(x) = 1$.

Generating all MCS and MC1PS. Right now, this can be approached using the joint generation method, but the number of MCS and MC1PS makes this approach time consuming for large matrices. A natural way to deal with such problem would be to generate at random and uniformly MCS and MC1PS. For MCS, this problem is at least as hard as generating random cycles of a graph, which is known to be a hard problem [21]. We are not aware of any work on the random generation of MC1PS.

An alternative to random generation would be to abort the joint generation after it generates a large number of MCS and MC1PS, but the quality of the approximation of the MCS ratio and MC1PS ratio so obtained would not be guaranteed. Another approach for the generation of all MCS is based on the remark that, for adjacencies, it can be reduced to generating all claws and cycles of the graph G_M . Generating all cycles of a graph can be done in time that is polynomial in the number of cycles, using backtracking [27]. It is then tempting to use this approach in conjunction with dynamic partition refinement [17] for example or the graph-theoretical properties of Tucker patterns described in [10].

Combinatorial characterization of false positive ancestral syntenies. It is interesting to remark that, with matrices of degree 2, most false positives can be identified in a simple way. True positive rows define a set of paths in the graph G_M , representing ancestral genome segments, while false positive rows $\{i, j\}$, unless i or j is an extremity of such a path (in which case it does not exhibit any combinatorial sign of being a false positive), both the vertices i and j belong to a claw in the graph G_M . And it is easy to detect all edges in this graph with both ends belonging to a claw. In order to extend this approach to more general datasets, where $\Delta(M) > 2$, it would be helpful to understand better the impact of adding a false positive row in M . The most promising approach would be to start from the *partition refinement* [17] obtained from all true positive rows and form a better

understanding of the combinatorial structure of connected components of the overlap graph that do not have the C1P.

Computation speed. On large datasets, especially with matrices with an arbitrary number of entries 1 per row, some connected components of the overlap graph can be very large (see the data in [8] for example). In order to speed up the computations, algorithmic design and engineering developments are required, both in the joint generation algorithm and in the problem of testing the C1P for matrices after rows are added or removed.

7 Acknowledgments

Cedric Chauve and Tamon Stephen were partially supported by NSERC Discovery Grants. Utz-Uwe Haus was supported by the Magdeburg Center for Systems Biology, funded by a FORSYS grant of the German Ministry of Education and Research. Vivija P. You was partially supported by The Department of Mathematics of Simon Fraser University. The authors would also like to acknowledge the support of the IRMACS Centre at SFU. A preliminary version of this paper appeared as [6].

References

1. Z. Adam, M. Turmel, C. Lemieux, and D. Sankoff. Common intervals and symmetric difference in a model-free phylogenomics, with an application to streptophyte evolution. *J. Comput. Biol.* 14, pp. 436–445. 2007.
2. F. Alizadeh, R. Karp, D. Weisser and G. Zweig. Physical mapping of chromosomes using unique probes. *J. Comput. Biol.* 2, pp. 159–184. 1995.
3. A. Bergeron, M. Blanchette, A. Chateau and C. Chauve. Reconstructing ancestral gene orders using conserved intervals. In *WABI 2004*, vol. 3240 of LNCS/LNBI, pp. 14–25. Springer. 2004.
4. A. Bergeron, C. Chauve, Y. Gingras Formal models of gene clusters. *Bioinformatics Algorithms: Techniques and Applications* (A. Zelikovsky and I. Mandoiu, editors), Wiley Series on Bioinformatics: Computational Techniques and Engineering. pp. 177–202. Wiley Interscience, 2008.
5. K.S. Booth and G.S. Lueker. Testing for the consecutive ones property, interval graphs, and graph planarity. *J. Comput. Syst. Sci.* 13, pp. 335–379. 1976.
6. C. Chauve, U.-U. Haus, T. Stephen and V. You. Minimal Conflicting Sets for the Consecutive Ones Property in Ancestral Genome Reconstruction. In *RECOMB-CG 2009*, vol. 5817 of LNCS/LNBI, pp. 48–58. Springer. 2009.
7. C. Chauve and E. Tannier. A methodological framework for the reconstruction of contiguous regions of ancestral genomes and its application to mammalian genome. *PLoS Comput. Biol.* 4, paper e1000234. 2008.
8. C. Chauve, H. Gavranovic, A. Ouangraoua and E. Tannier. Yeasts ancestral genome reconstructions: the possibilities of computational methods. Submitted to the *RECOMB-CG 2009* special issue of *J. Comput. Biol.*. 2009.
9. T. Christof, M. Jünger, J. Kececioglu, P. Mutzel and G. Reinelt. A branch-and-cut approach to physical mapping of chromosome by unique end-probes. *J. Comput. Biol.* 4, pp. 433–447. 1997.
10. M. Dom. Recognition, Generation, and Application of Binary Matrices with the Consecutive-Ones Property. Dissertation, Institut für Informatik, Friedrich-Schiller-Universität, Jena. 2008.
11. M. Dom. Algorithmic Aspects of the Consecutive-Ones Property. *Bull. Eur. Assoc. Theor. Comput. Sci. EATCS* 98, pp. 27–59. EATCS. 2009.
12. T. Eiter, K. Makino and G. Gottlob. Computational aspects of monotone dualization: A brief survey. *Disc. Appl. Math.* 156, pp. 2035–2049. 2008.

13. M.L. Fredman and L. Khachiyan. On the complexity of dualization of monotone disjunctive normal forms. *J. Algorithms* 21, pp. 618–628. 1996.
14. P.W. Goldberg, M.C. Golumbic, H. Kaplan and R. Shamir. Four strikes against physical mapping of DNA. *J. Comput. Biol.* 2, pp. 139–152. 1995.
15. D. Gunopulos, R. Khardon, H. Mannila and H. Toivonen. Data mining, hypergraph transversals and machine learning. In *PODS 1997*, pp. 209–216. ACM. 1997.
16. V. Gurvich and L. Khachiyan. On generating the irredundant conjunctive and disjunctive normal forms of monotone Boolean functions. *Disc. Appl. Math.* 96–97, pp. 363–373. 1999.
17. M. Habib, R.M. McConnell, C. Paul and L. Viennot. Lex-BFS and partition refinement, with applications to transitive orientation, interval graph recognition and consecutive ones testing. *Theoret. Comput. Sci.* 234, pp. 59–84. 2000.
18. U.-U. Haus and T. Stephen. CL-JOINTGEN: A Common Lisp Implementation of the Joint Generation Method. available at <http://primaldual.de/cl-jointgen/>. 2008.
19. U.-U. Haus, S. Klamt and T. Stephen. Computing Knock out Strategies in Metabolic Networks *J. Comput. Biol.* 15, pp. 259–268. 2008, arXiv:0801.0082.
20. W.-L. Hsu. A simple test for the Consecutive Ones Property. *J. Algorithms* 43, pp. 1–16. 2002.
21. M.R. Jerrum, L.G. Valiant and V.Y. Vazirani. Random generation of combinatorial structures from a uniform distribution. *Theoret. Comput. Sci.* 43, pp. 169–188. 1986.
22. W.-F. Lu and W.-L. Hsu. A test for the Consecutive Ones Property on noisy data – application to physical mapping and sequence assembly. *J. Comp. Biol.* 10, pp. 709–735. 2003.
23. J. Ma *et al.*. Reconstructing contiguous regions of an ancestral genome. *Genome Res.*, 16, pp.1557–1565. 2006.
24. R.M. McConnell. A certifying algorithm for the consecutive-ones property. In *SODA 2004*, pp. 761–770. ACM. 2004.
25. J. Meidanis, O. Porto and G.P. Telle. On the consecutive ones property. *Discrete Appl. Math.* 88, pp. 325–354. 1998.
26. A. Ouangraoua, F. Boyer, A. McPherson, E. Tannier and C. Chauve. Prediction of contiguous ancestral regions in the amniote ancestral genome In *ISBRA 2009*, vol. 5542 of LNCS/LNBI, pp. 173–185. Springer. 2009.
27. R.C. Read and R.E. Tarjan. Bounds on backtrack algorithms for listing cycles, paths, and spanning trees. *Networks* 5, pp. 237–252. 1975.
28. J. Stoye and R. Wittler. A unified approach for reconstructing ancient gene clusters. *IEEE/ACM Trans. Comput. Biol. Bioinfo.* 6, pp 387–400. 2009.
29. A.C. Tucker. A structure theorem for the consecutive 1’s property. *J. Combinat. Theory (B)* 12, pp. 153–162. 1972.
30. L.G. Valiant. The complexity of enumeration and reliability problems. *SIAM J. Comput.* 8, pp. 410–421. 1979.
31. V.P. You. On matrices that do not have the Consecutive Ones Property. MSc. Thesis, Department of Mathematics, Simon Fraser University. 2009.

Appendix: the five Tucker patterns

$$M_I :$$

	c_1	c_2	c_3	c_4	\dots	c_q	c_{q+1}	c_{q+2}
r_1	1	1	0	0	\dots	0	0	0
r_2	0	1	1	0	\dots	0	0	0
r_3	0	0	1	1	\dots	0	0	0
\vdots	\vdots	\vdots	\vdots	\vdots	\ddots	\vdots	\vdots	\vdots
r_q	0	0	0	0	\dots	1	1	0
r_{q+1}	0	0	0	0	\dots	0	1	1
r_{q+2}	1	0	0	0	\dots	0	0	1

$$M_{II} :$$

	c_1	c_2	c_3	c_4	\dots	c_q	c_{q+1}	c_{q+2}	c_{q+3}
r_1	1	1	0	0	\dots	0	0	0	0
r_2	0	1	1	0	\dots	0	0	0	0
r_3	0	0	1	1	\dots	0	0	0	0
\vdots	\vdots	\vdots	\vdots	\vdots	\ddots	\vdots	\vdots	\vdots	\vdots
r_q	0	0	0	0	\dots	1	1	0	0
r_{q+1}	0	0	0	0	\dots	0	1	1	0
r_{q+2}	1	1	1	1	\dots	1	1	0	1
r_{q+3}	0	1	1	1	\dots	1	1	1	1

$$M_{III} :$$

	c_1	c_2	c_3	c_4	\dots	c_q	c_{q+1}	c_{q+2}	c_{q+3}
r_1	1	1	0	0	\dots	0	0	0	0
r_2	0	1	1	0	\dots	0	0	0	0
r_3	0	0	1	1	\dots	0	0	0	0
\vdots	\vdots	\vdots	\vdots	\vdots	\ddots	\vdots	\vdots	\vdots	\vdots
r_q	0	0	0	0	\dots	1	1	0	0
r_{q+1}	0	0	0	0	\dots	0	1	1	0
r_{q+2}	0	1	1	1	\dots	1	1	0	1

$$M_{IV} :$$

	c_1	c_2	c_3	c_4	c_5	c_6
r_1	1	1	0	0	0	0
r_2	0	0	1	1	0	0
r_3	0	0	0	0	1	1
r_4	0	1	0	1	0	1

$$M_V :$$

	c_1	c_2	c_3	c_4	c_5
r_1	1	1	0	0	0
r_2	1	1	1	1	0
r_3	0	0	1	1	0
r_4	1	0	0	1	1